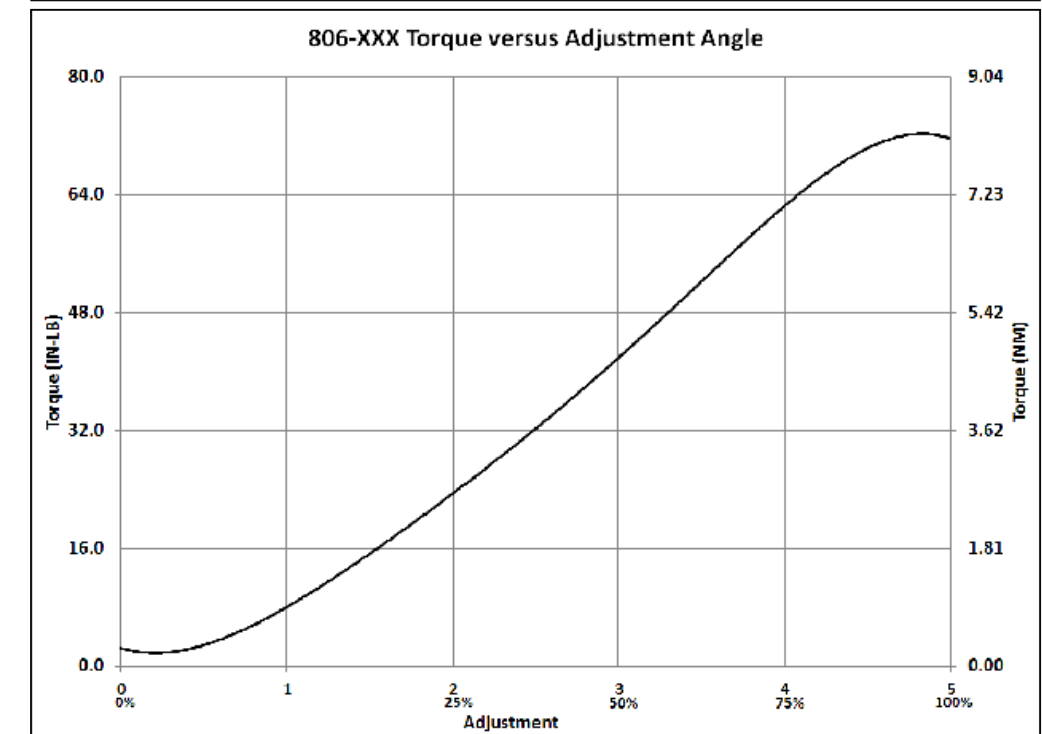
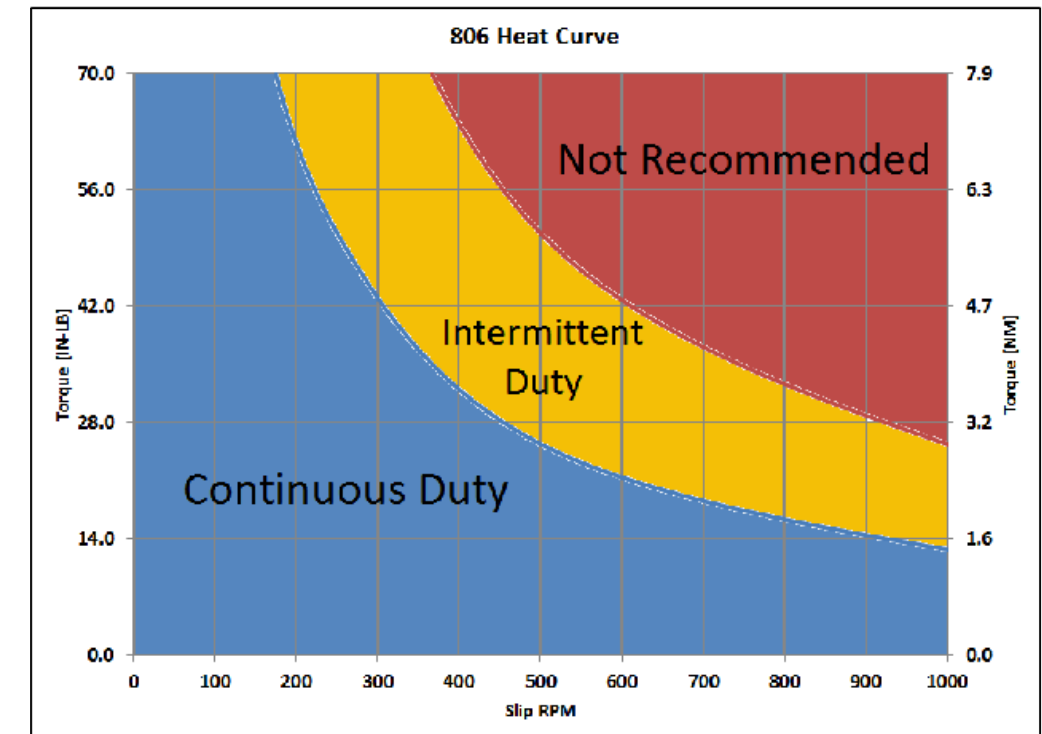
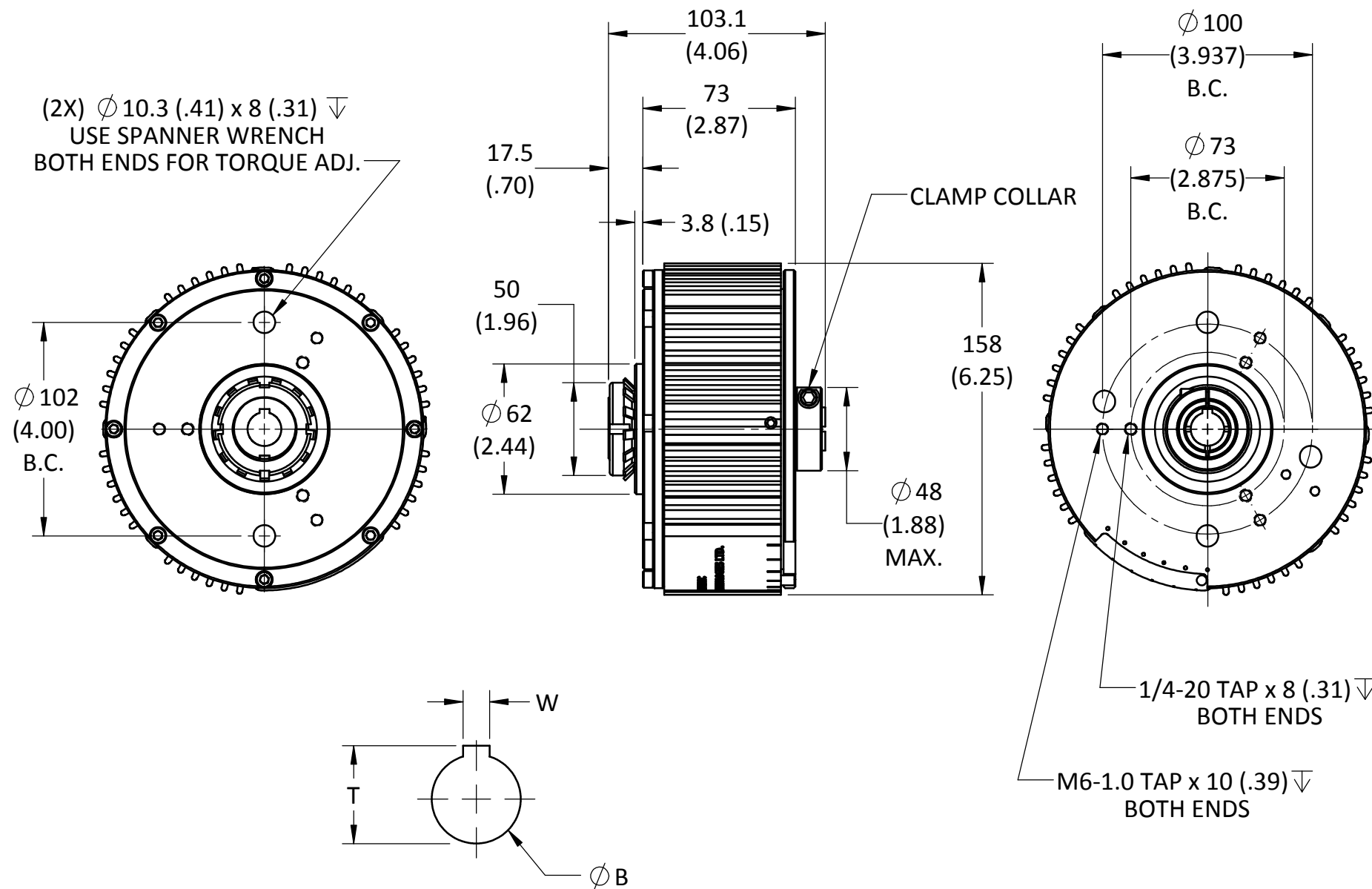


MODEL	TORQUE		ROTOR INERTIA		HOUSING INERTIA		HEAT DISSIPATION	
	.33 - 7.9 Nm	3 - 70 in. lb	138E-5 kgm^2	196E-3 in oz s^2	148E-4 kgm^2	2.10 in oz s^2	150 Watts	

REVISIONS			
REV.	ECN.	DESCRIPTION	DATE



MODEL	B DIMENSION		W DIMENSION		T DIMENSION		Weight	
	mm <sup>+03</sup>	in <sup>+001</sup>	mm <sup>+05</sup>	in <sup>+002</sup>	mm <sup>+25</sup>	in <sup>+010</sup>	kg	lb
806-016	15.88	.625	4.75	.187	18.00	.709	6.45	14.2
806-017	16.00	.630	5.00	.197	18.30	.721	6.45	14.2
806-018	19.00	.760	6.00	.236	21.80	.872	6.45	14.2
806-019	19.05	.750	4.75	.187	21.26	.837	6.45	14.2
806-020	22.23	.875	N/A	N/A	N/A	N/A	6.45	14.2

OTHER SIZES AVAILABLE; SPECIFY "B", "W", AND "T"

THIS DRAWING IS THE PROPERTY OF MAGNETIC TECHNOLOGIES LTD. AND IS SUPPLIED ON THE EXPRESS CONDITION THAT IT SHALL NOT BE LENT, COPIED, REPRODUCED NO DISCLOSED TO ANY OTHER PERSON, IN WHOLE OR IN PART WITHOUT THE WRITTEN CONSENT OF MAGNETIC TECHNOLOGIES LTD.

USED ON 806	SCALE 3:8	MATERIAL SEE PRT DWG	<b>MAGNETIC TECHNOLOGIES LTD.</b> 43 TOWN FOREST ROAD OXFORD, MA 01540
UNLESS OTHERWISE SPECIFIED: ALL DIMENSIONS ARE IN INCHES TOLERANCES: DECIMAL: .XX ± .01 .XXX ± .005 ANGULAR: ± 1° GEN. CONCENTRICITY: .001 T.I.R. MACH. FILLETS: .010 R MACH. EDGES: .015 R OR CHMF. UNSPECIFIED RADII: .015 R IN MICROINCHES RMS 32 GEOMETRIC: TO MIL-ST'D. 8 REMOVE ALL BURRS & SHARP EDGES		FINISH SEE PRT DWG	
DRAWN AMD 4/8/13		DESCRIPTION <b>806-XXX Cut Sheet</b>	
CHECKED		DWG. NO. _____ REV. _____	
SIZE: B		<b>806-XXX</b>	