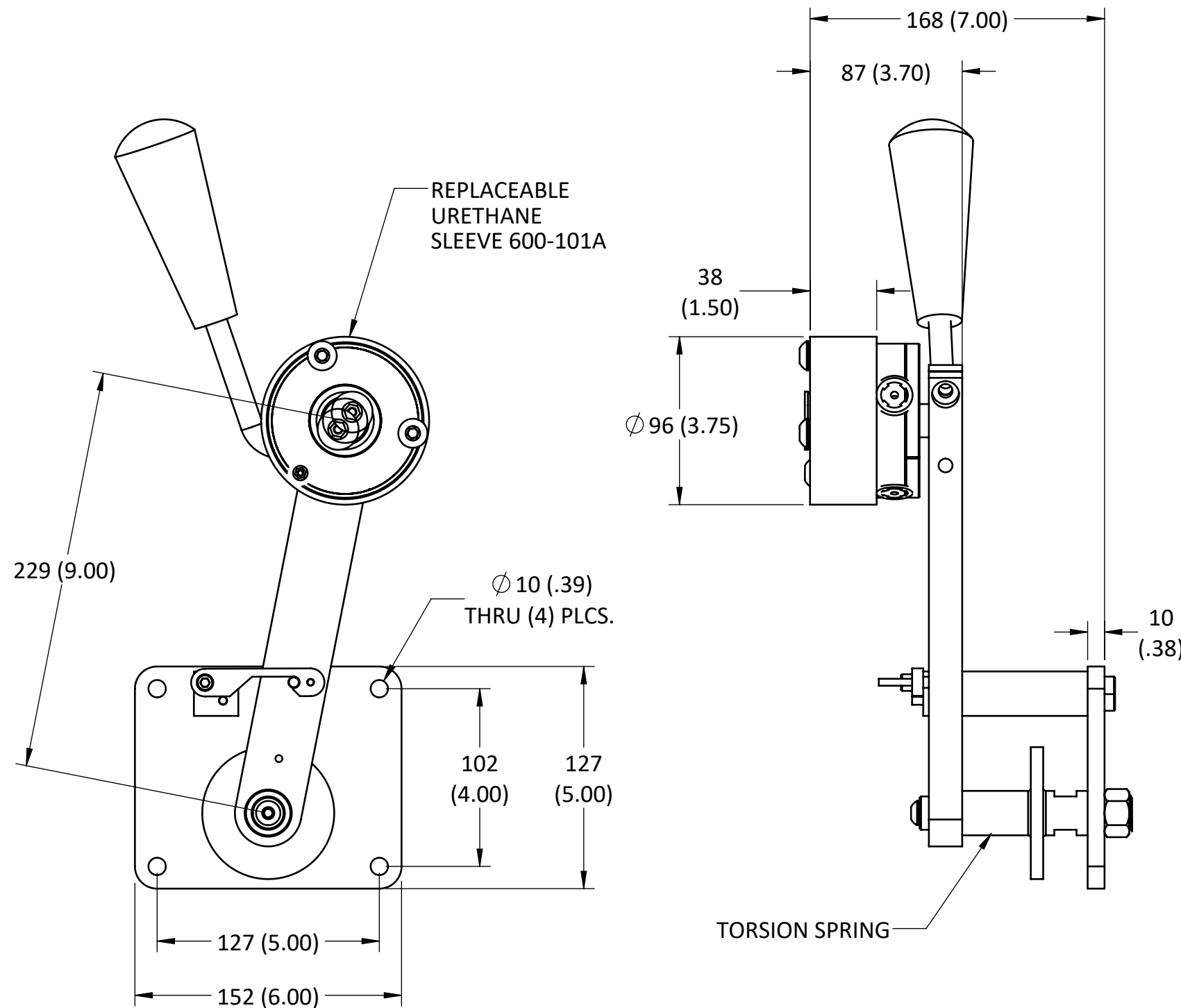


MODEL	TENSION RANGE		HEAT DISSIPATION	WEIGHT	
600-040L	2.2 - 28.4 N	.5 - 6.4 lb	28 Watts	4.6 kg	10.7 lbs

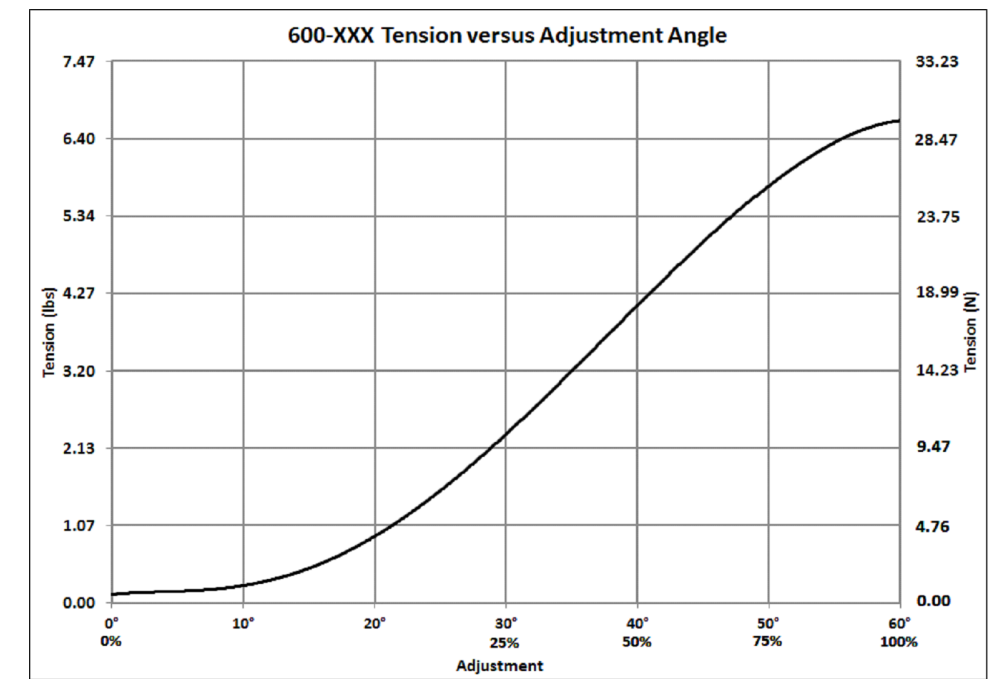
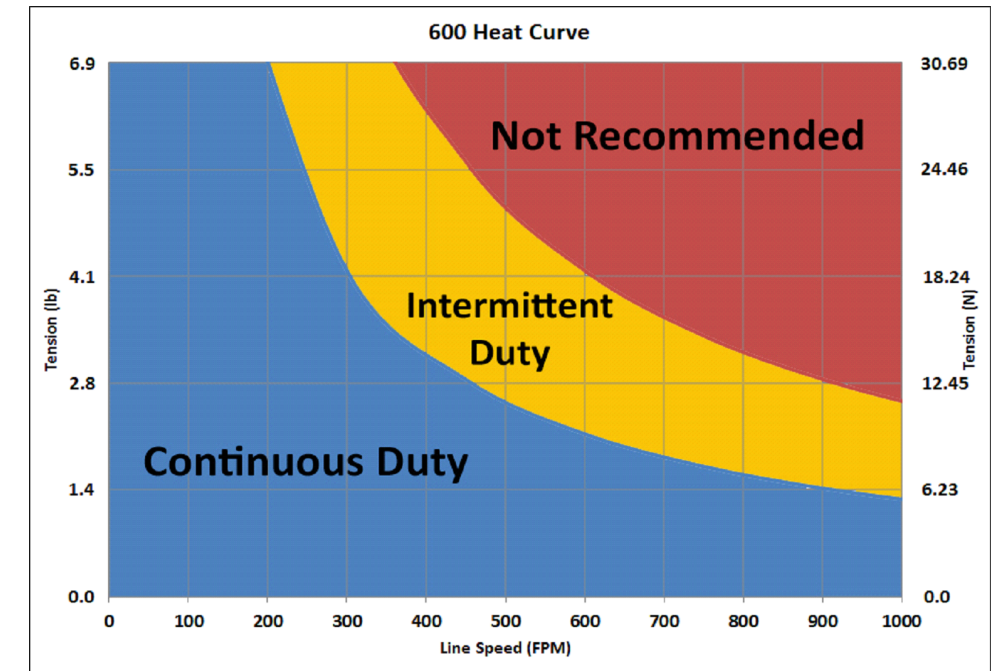
REVISIONS			
REV.	ECN.	DESCRIPTION	DATE



**SURFACE MOUNT CONSTANT  
TENSION BRAKE ASSEMBLY**

ALSO AVAILABLE IN RIGHT HAND CONFIGURATION

THIS DRAWING IS THE PROPERTY OF MAGNETIC TECHNOLOGIES LTD. AND IS SUPPLIED ON THE EXPRESS CONDITION THAT IT SHALL NOT BE LENT, COPIED, REPRODUCED NO DISCLOSED TO ANY OTHER PERSON, IN WHOLE OR IN PART WITHOUT THE WRITTEN CONSENT OF MAGNETIC TECHNOLOGIES LTD.



USED ON 600	SCALE 1:3	MATERIAL SEE PRT DWG	<b>MAGNETIC TECHNOLOGIES LTD.</b> 43 TOWN FOREST ROAD OXFORD, MA 01540
UNLESS OTHERWISE SPECIFIED: ALL DIMENSIONS ARE IN INCHES TOLERANCES: DECIMAL: .XX ± .01 .XXX ± .005 ANGULAR: ± 1° GEN. CONCENTRICITY: .001 T.I.R. MACH. FILLETS: .010 R MACH. EDGES: .015 R OR CHMF. UNSPECIFIED RADII: .015 R IN MICROINCHES RMS 32 GEOMETRIC: TO MIL-ST'D. 8 REMOVE ALL BURRS & SHARP EDGES		FINISH SEE PRT DWG	
		DRAWN AMD 4/2/13	DESCRIPTION <b>600-040L Cut Sheet</b>
		CHECKED	DWG. NO. _____ REV. _____
		SIZE: B	<b>600-040L</b>