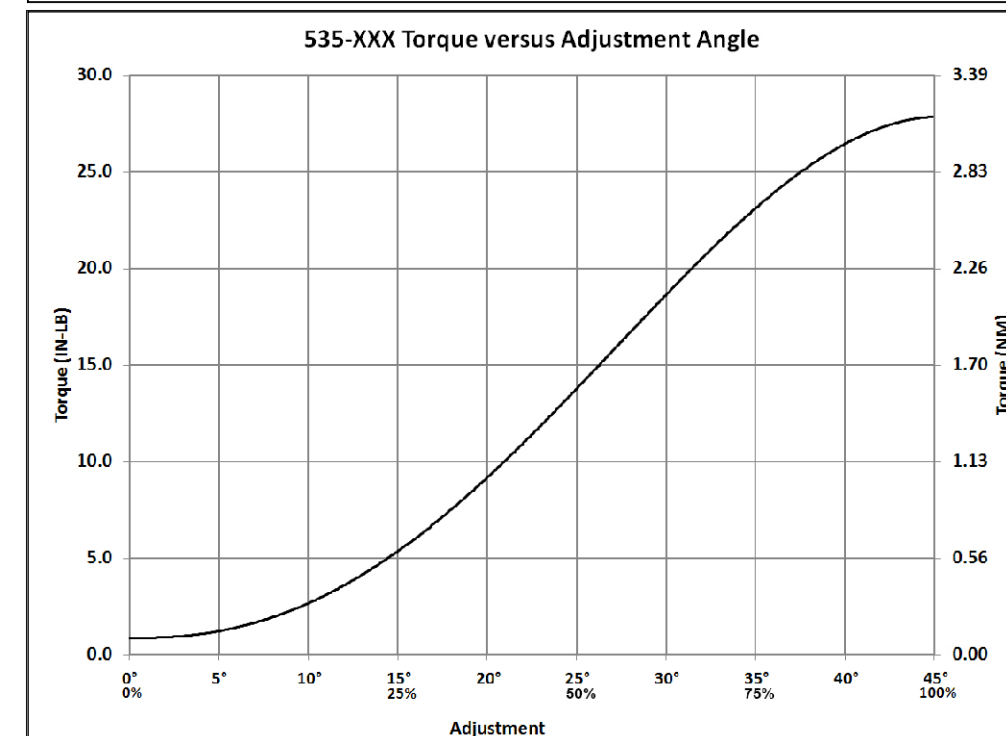
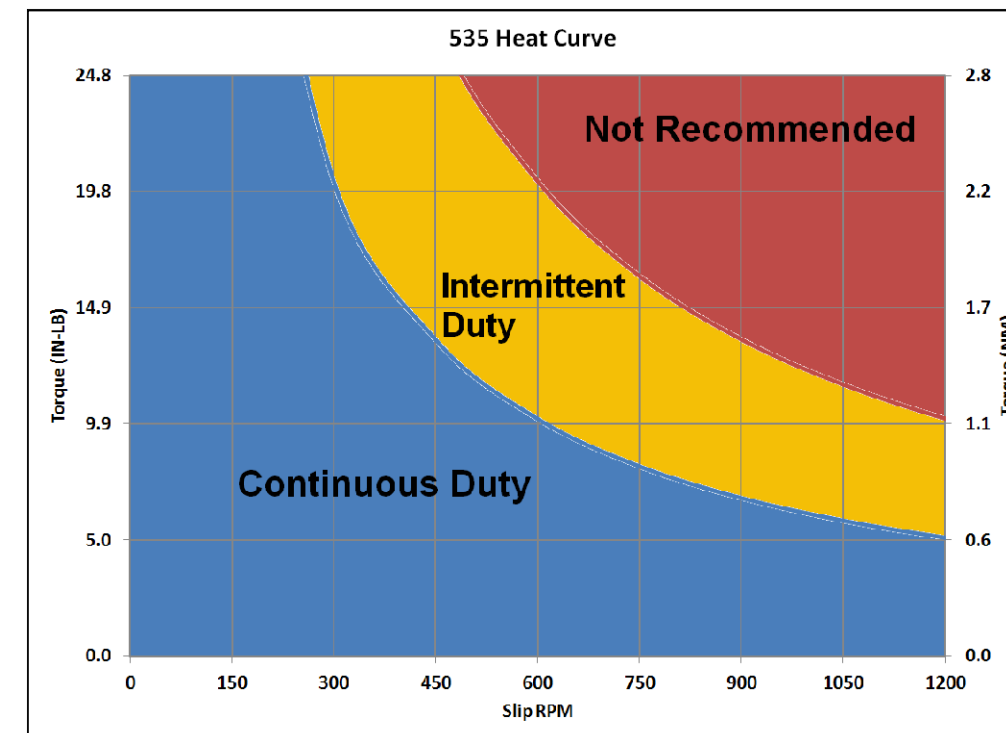
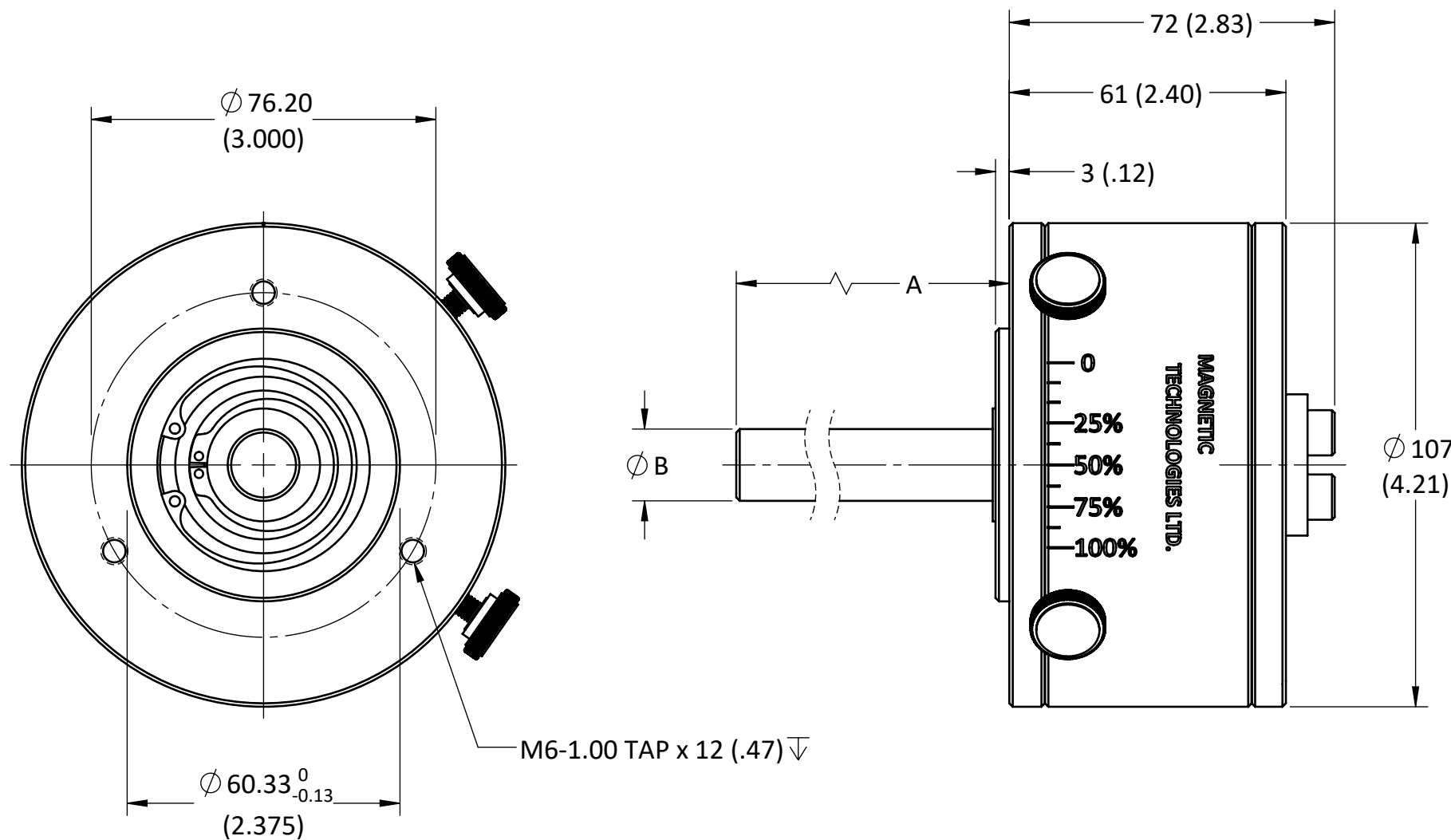


MODEL	TORQUE		BENDING MOMENT		HEAT DISSIPATION
535-XXX	.11 - 2.80 Nm	1 - 25 in. lb	13.5 Nm	120 in. lbs	72 Watts

REVISIONS			
REV.	ECN.	DESCRIPTION	DATE



MODEL	A DIMENSION		B DIMENSION		Inertia		Weight	
	mm	in	mm <sup>-03</sup>	in <sup>-001</sup>	kgm <sup>^2</sup>	in oz s <sup>^2</sup>	kg	lb
535-001	57	2.25	15.88	0.625	9.39E-7	1.33E-4	3.15	6.97
535-003	279.4	11	15.88	0.625	9.81E-7	1.39E-4	3.50	7.73
535-005	242	9.53	22	0.866	11.0E-7	1.55E-4	3.79	8.36

OTHER SIZES AVAILABLE; SPECIFY BOTH "A" AND "B"

THIS DRAWING IS THE PROPERTY OF MAGNETIC TECHNOLOGIES LTD. AND IS SUPPLIED ON THE EXPRESS CONDITION THAT IT SHALL NOT BE LENT, COPIED, REPRODUCED NO DISCLOSED TO ANY OTHER PERSON, IN WHOLE OR IN PART WITHOUT THE WRITTEN CONSENT OF MAGNETIC TECHNOLOGIES LTD.

USED ON 535	SCALE 3:4	MATERIAL SEE PRT DWG	 43 TOWN FOREST ROAD OXFORD, MA 01540
UNLESS OTHERWISE SPECIFIED:		FINISH SEE PRT DWG	
<small>ALL DIMENSIONS ARE IN INCHES TOLERANCES: DECIMAL: .XX ± .01 .XXX ± .005 ANGULAR: ± 1° GEN. CONCENTRICITY: .001 T.I.R. MACH. FILLETS: .010 R MACH. EDGES: .015 R OR CHMF. UNSPECIFIED RADII: .015 R IN MICROINCHES RMS 32 GEOMETRIC: TO MIL-ST'D. 8 REMOVE ALL BURRS &amp; SHARP EDGES</small>			DESCRIPTION <b>535-XXX Cut Sheet</b>
DRAWN AMD 4/3/13		CHECKED	DWG. NO. _____ REV. _____
SIZE: B			<b>535-XXX</b>