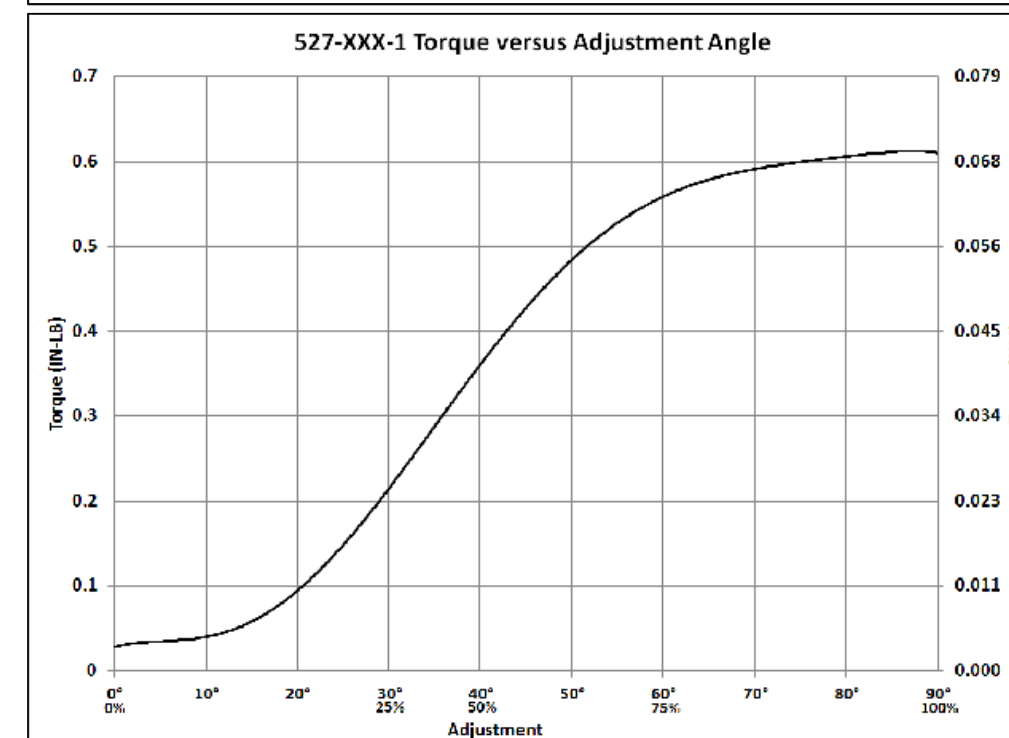
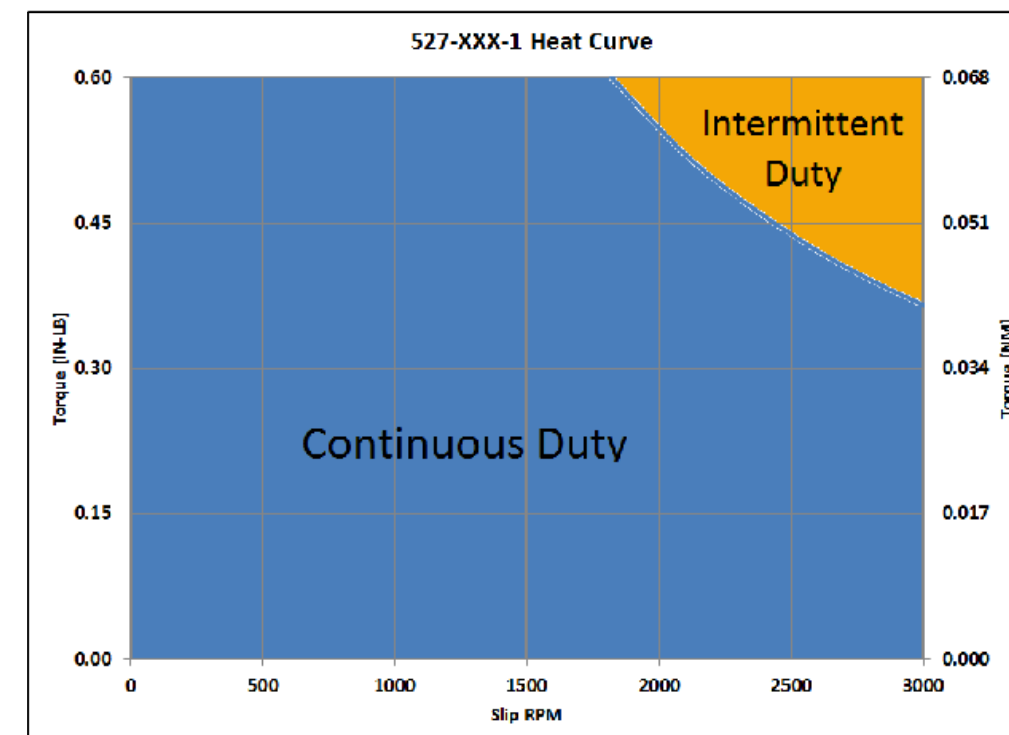
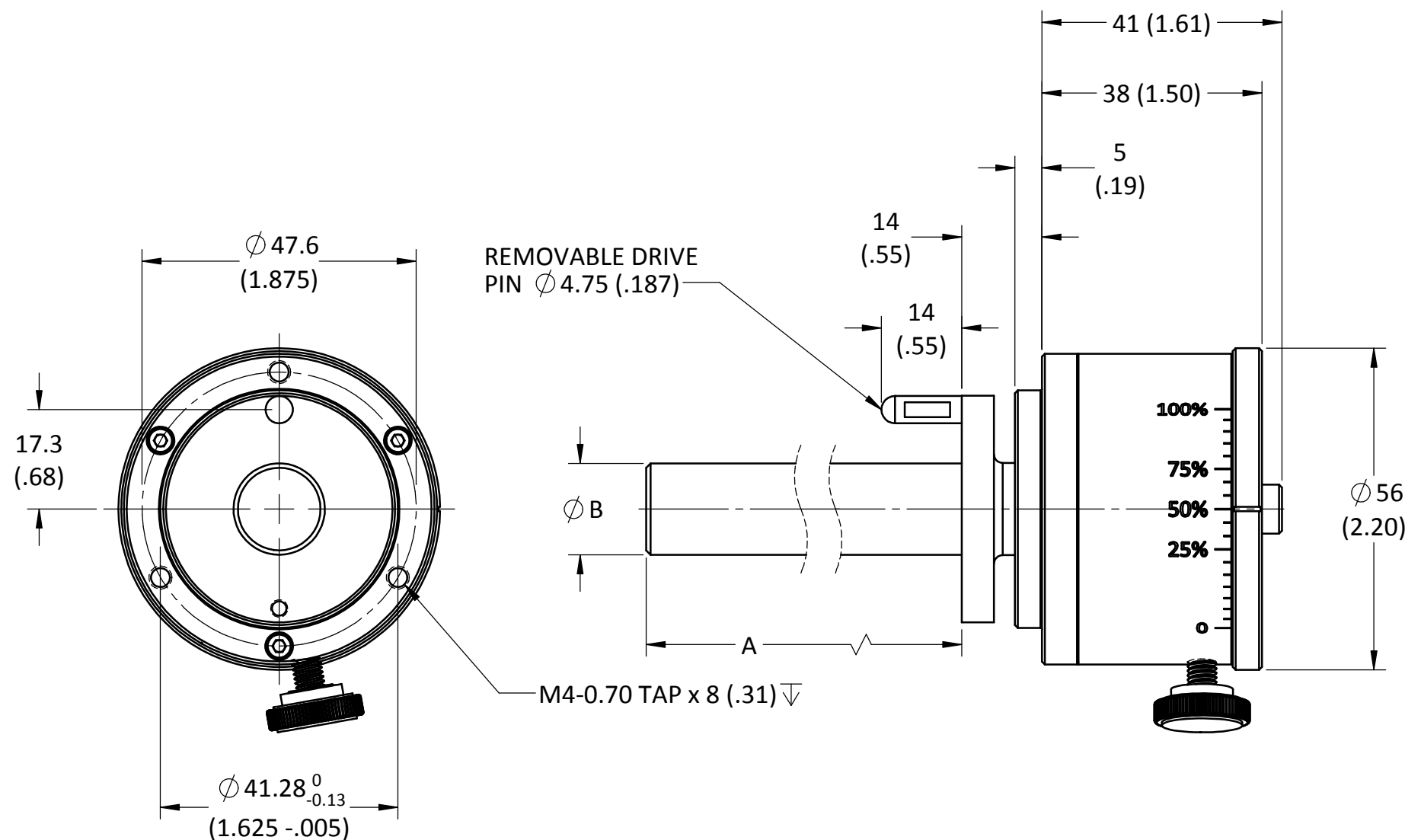


MODEL	TORQUE		BENDING MOMENT		HEAT DISSIPATION
	.001 - .08 Nm	.013 - .75 in. lb	4 Nm	35 in. lbs	13 Watts

REVISIONS			
REV.	ECN.	DESCRIPTION	DATE



MODEL	A DIMENSION		B DIMENSION		Inertia		Weight	
	mm	in	mm ⁻⁰³	in ⁻⁰⁰¹	kgm ²	in oz s ²	kg	lb
527-0141-1	158	6.2	15.00	.590	2.1E-5	3.0E-3	.77	1.7
527-016-1	127	5.0	15.87	.625	2.1E-5	3.0E-3	.73	1.6
527-029-1	279	11.0	15.87	.625	2.9E-5	4.1E-3	.95	2.1
527-077-1	203	8.0	22.00	.866	5.1E-5	7.3E-3	.91	2.5
527-035-1	182	7.1	25.40	1.00	3.4E-5	4.8E-3	.91	2.0

OTHER SIZES AVAILABLE; SPECIFY BOTH "A" AND "B"

THIS DRAWING IS THE PROPERTY OF MAGNETIC TECHNOLOGIES LTD. AND IS SUPPLIED ON THE EXPRESS CONDITION THAT IT SHALL NOT BE LENT, COPIED, REPRODUCED NO DISCLOSED TO ANY OTHER PERSON, IN WHOLE OR IN PART WITHOUT THE WRITTEN CONSENT OF MAGNETIC TECHNOLOGIES LTD.

USED ON 527	SCALE 1:1	MATERIAL SEE PRT DWG	
UNLESS OTHERWISE SPECIFIED:		FINISH SEE PRT DWG	
ALL DIMENSIONS ARE IN INCHES TOLERANCES: DECIMAL: .XX ± .01 .XXX ± .005 ANGULAR: ± 1° GEN. CONCENTRICITY: .001 T.I.R. MACH. FILLETS: .010 R MACH. EDGES: .015 R OR CHMF. UNSPECIFIED RADII: .015 R IN MICROINCHES RMS 32 GEOMETRIC: TO MIL-ST'D. 8 REMOVE ALL BURRS & SHARP EDGES			43 TOWN FOREST ROAD OXFORD, MA 01540 DESCRIPTION 527-XXX-1 Cut Sheet
DRAWN AMD 4/3/13		CHECKED	DWG. NO.
SIZE: B			REV.
			527-XXX-1