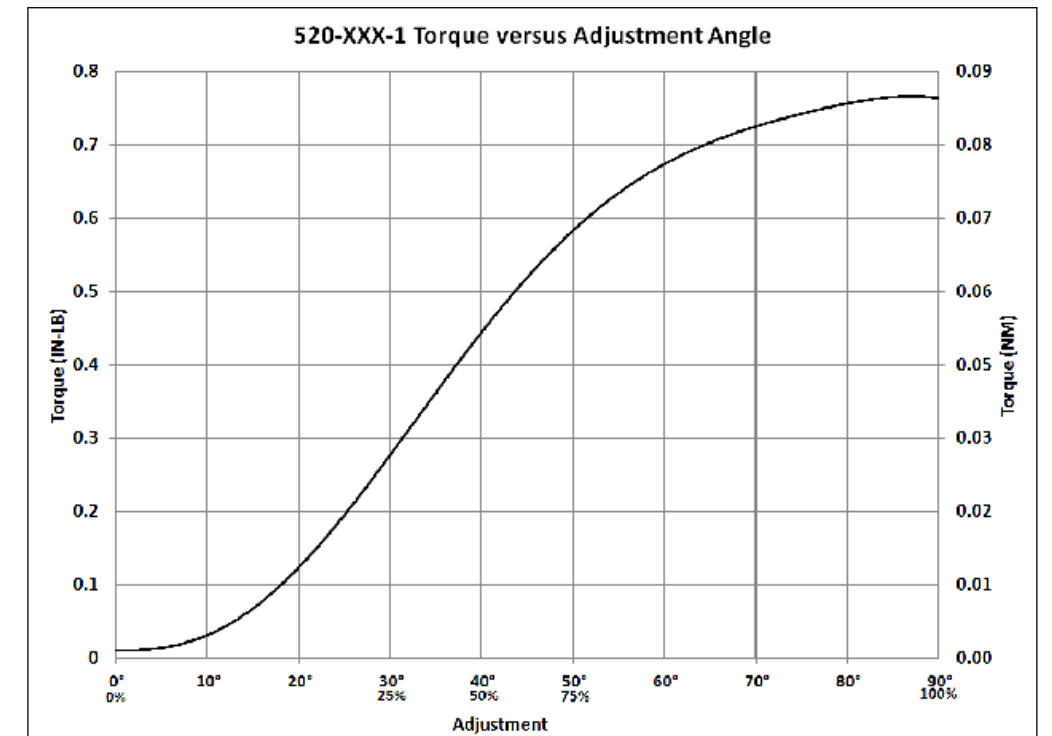
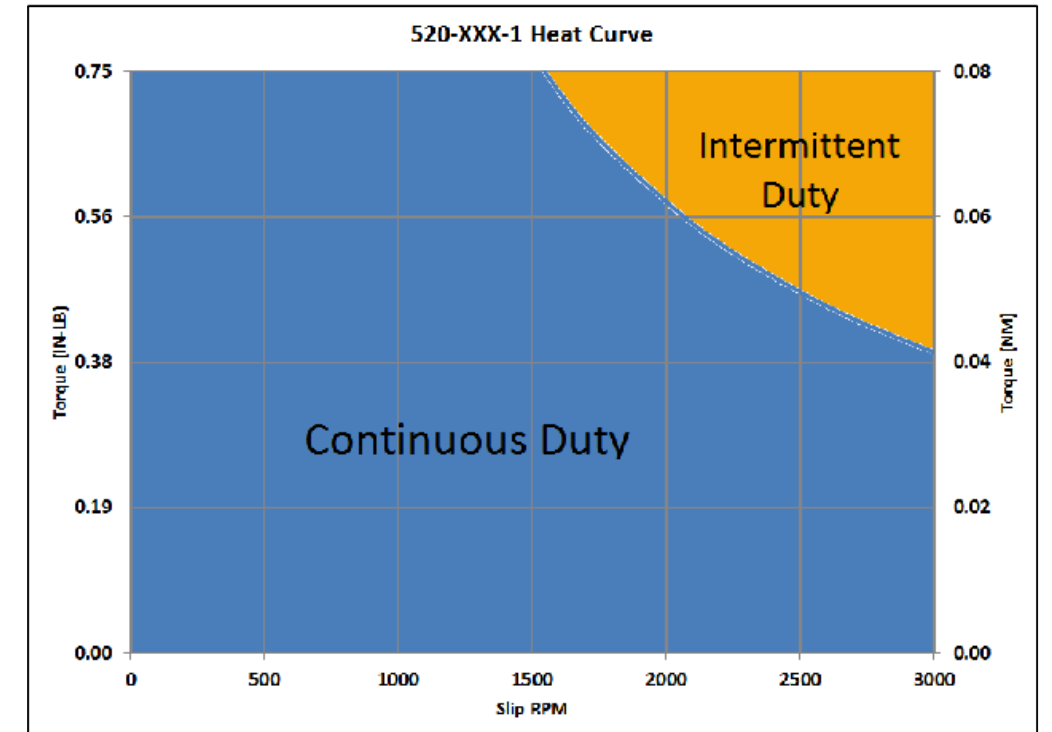
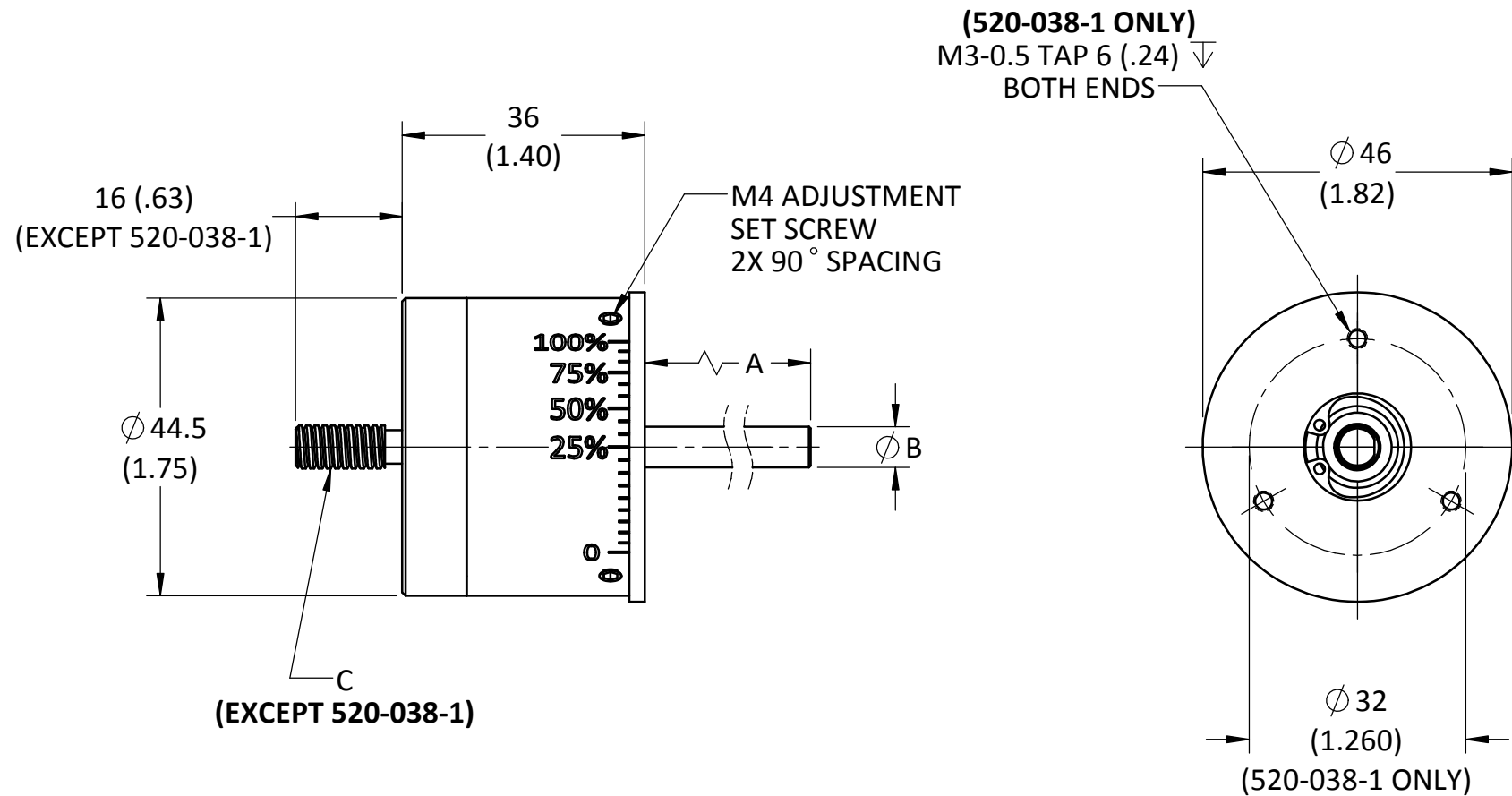


MODEL	TORQUE		INERTIA		BENDING MOMENT		HEAT DISSIPATION	WEIGHT		REVISIONS			
	.001 - .08 Nm	.013 - .75 in. lb	.45E-5 kgm^2	.64E-3 in oz s^2	1 Nm	9 in. lbs	13 Watts	.31 kg	.69 lbs	REV.	ECN.	DESCRIPTION	DATE
520-XXX-1													



MODEL	A DIMENSION		B DIMENSION		C DIMENSION	Weight	
	mm	in	mm ⁻⁰³	in ⁻⁰⁰¹		kg	lb
520-012-1	25.4	1.0	4.75	0.187	1/4 - 20	0.30	0.67
520-004-1	25.4	1.0	6.35	0.25	1/4 - 20	0.32	0.71
520-006-1	50.8	2.0	6.35	0.25	1/4 - 20	0.33	0.73
520-046-1	25.0	0.984	6.00	0.236	M6 - 1.0	0.32	0.71
520-038-1	25.4	1.0	6.00	0.236	-	0.31	0.69

OTHER SIZES AVAILABLE; SPECIFY "A" , "B" , AND "C"

THIS DRAWING IS THE PROPERTY OF MAGNETIC TECHNOLOGIES LTD. AND IS SUPPLIED ON THE EXPRESS CONDITION THAT IT SHALL NOT BE LENT, COPIED, REPRODUCED NO DISCLOSED TO ANY OTHER PERSON, IN WHOLE OR IN PART WITHOUT THE WRITTEN CONSENT OF MAGNETIC TECHNOLOGIES LTD.

USED ON 520	SCALE 1:1	MATERIAL SEE PRT DWG	MAGNETIC TECHNOLOGIES LTD. 43 TOWN FOREST ROAD OXFORD, MA 01540
UNLESS OTHERWISE SPECIFIED: ALL DIMENSIONS ARE IN INCHES TOLERANCES: DECIMAL: .XX ± .01 .XXX ± .005 ANGULAR: ± 1° GEN. CONCENTRICITY: .001 T.I.R. MACH. FILLETS: .010 R MACH. EDGES: .015 R OR CHMF. UNSPECIFIED RADII: .015 R IN MICROINCHES RMS 32 GEOMETRIC: TO MIL-ST'D. 8 REMOVE ALL BURRS & SHARP EDGES		FINISH SEE PRT DWG	
		DRAWN AMD 4/8/13	DESCRIPTION 520-XXX-1 Cut Sheet
		CHECKED	DWG. NO. _____ REV. _____
		SIZE: B	520-XXX-1